

Life in Hampton Roads Survey Press Release #5

This report examines regional perceptions of transportation related issues from the 2018 Life In Hampton Roads survey (LIHR 2018) conducted by the Old Dominion University Social Science Research Center. Data from prior years is also provided when available to show comparisons in responses over

commuting for work, family, and other activities. The 2018 Life in Hampton Roads survey asked residents of the Hampton Roads area about their opinions on bridge and tunnel tolls and views on alternative transportation.

Hampton Roads residents report fairly consistent numbers in average commute times to work or school, hovering between 18 and 24 minutes. In 2014 the average commute times was around 24 minutes and then decreased to an average commute time of 20 minutes in 2015. In 2016, this average decreased even further to 18.1 minutes, the lowest reported commute time of the survey. In 2017, the reported commute time to school or work was 19.2 minutes, a slight increase over the previous year and that number increased again slightly this year to an average commute time of 21.5 minutes.


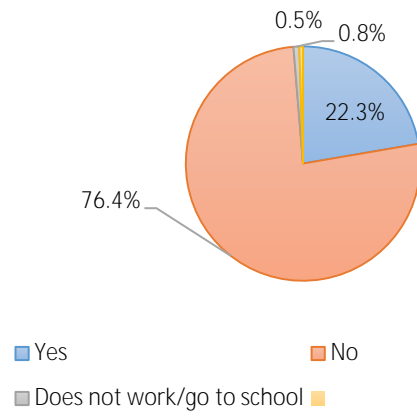
Traffic Congestion

The Life in Hampton Roads survey asked residents within the past month, did they avoid visiting a business in a neighboring city due to concerns about traffic congestion. Less than half of respondents (47.3%) said that they did avoid visiting neighboring cities due to congestion, while 51.8 percent did not. These percentages are fairly consistent with previous year

Within the past month, did you avoid visiting a business in a neighboring city due to concerns about traffic congestion?



Do you use a toll bridge or tunnel to commute to work or school?



60.0%

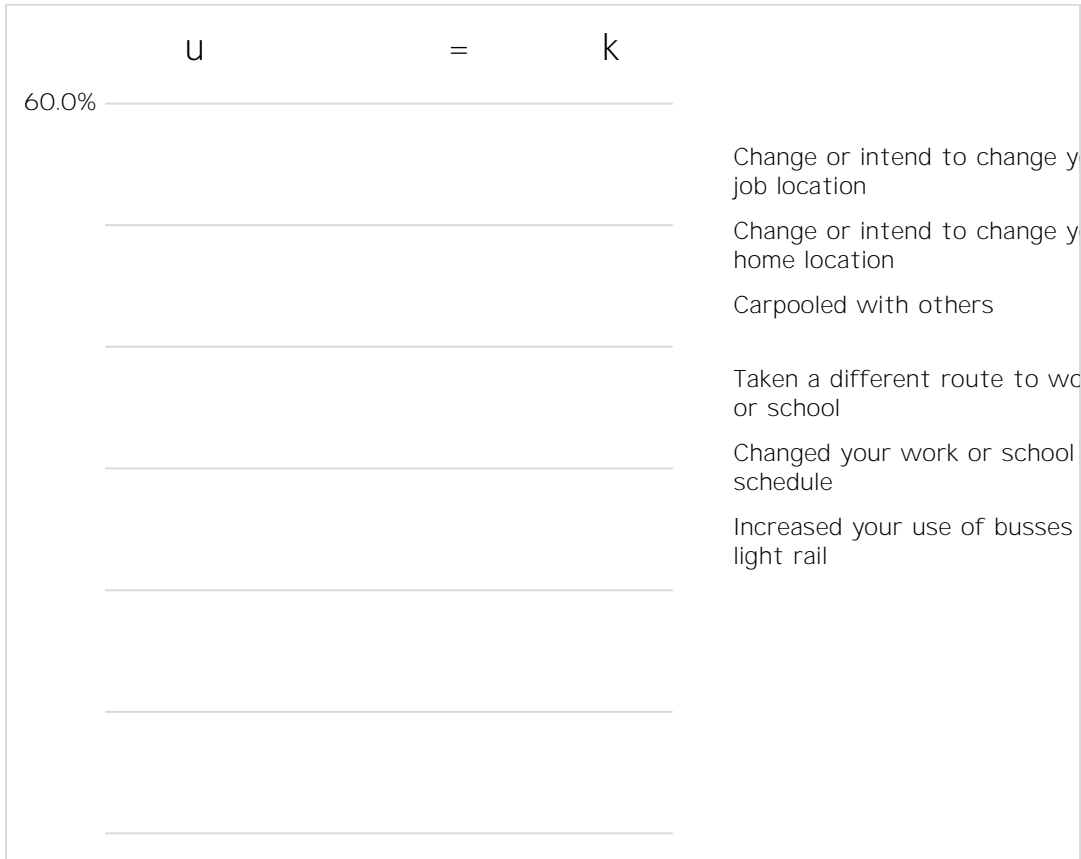
u

(54.2%)

at

Ab 3.4

ip





Regardless of whether or not you use the High Occupancy Toll (HOT) lanes, how have the new HOT lanes affected your travel?

