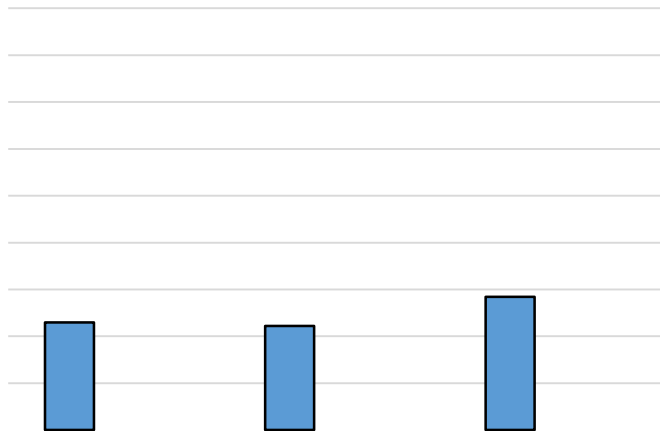






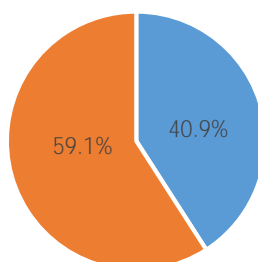
The percentage of Hampton Roads respondents reporting that recurring flooding is a problem in their neighborhood (28.4%) is the highest since 2013.



Over half of respondents (58.5%) reported that they were either very concerned (25.3%) or somewhat concerned (33.2%) with flooding in Hampton Roads. Conversely, 41.1 percent reported that they were either not at all concerned (17%) or not very concerned (24.1%) with flooding in Hampton Roads.

In addition, respondents were asked if they had been inconvenienced by flooding in the past 12 months. Although more than half of respondents reported not being inconvenienced by flooding (59.1%), another (40.9%) reported they were inconvenienced by flooding in some manner.

Have you been inconvenienced by flooding in Hampton Roads in the past 12 months?



The majority of respondents who reported being inconvenienced reported increased travel/commute time due to flooding in Hampton Roads (65.7%), as well as being inconvenienced by being late to work and/or school (42.9%). To a lesser extent, respondents reported being inconvenienced by flooding through personal property damage (16.9%) and loss of work and/or wages (14.4%). Another 20.2 percent were inconvenienced in some other way by flooding in Hampton Roads.

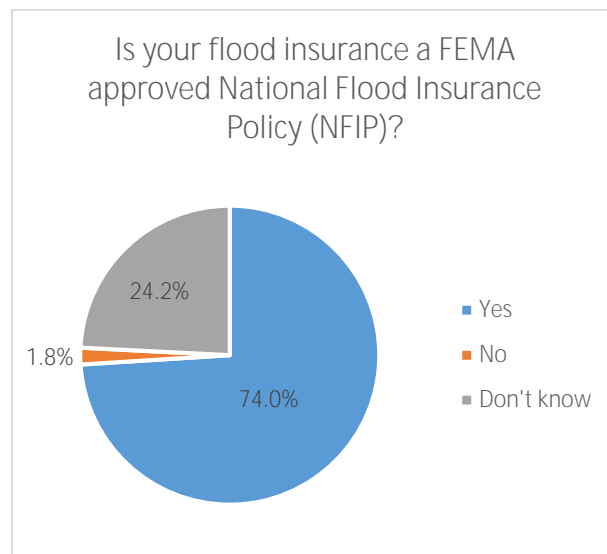
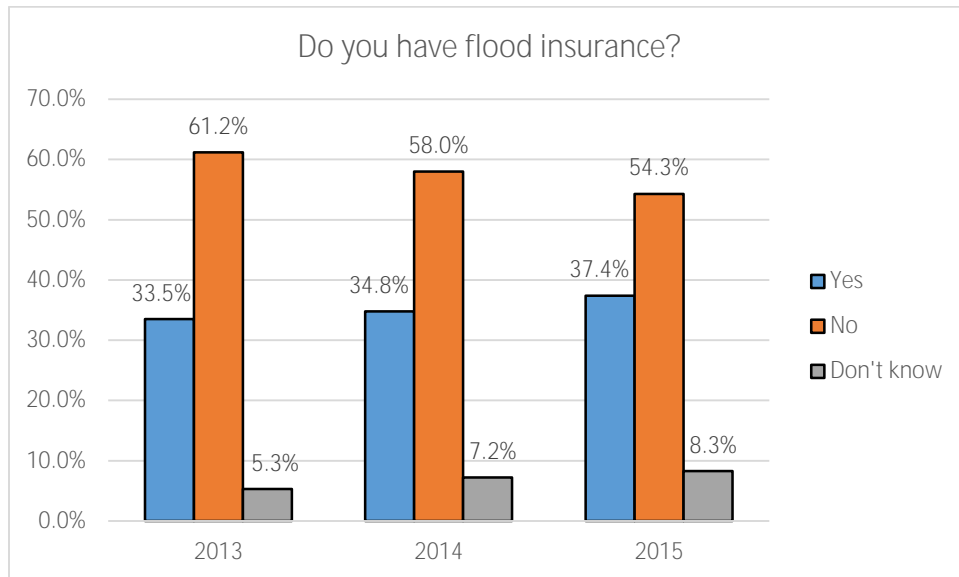


Additionally, respondents were asked to identify how many inches they believe sea levels will rise in the next twenty-five years. The most commonly given answers were five inches (14.1%), six inches (12.3%), and two inches (11%). On average Hampton Roads residents believe sea levels will rise 10.3 inches over the next 25 years.

In 2015, respondents were asked whether they thought their city is doing enough to address flooding in Hampton Roads. Almost half of respondents (47.9%) reported their city is doing enough to address flooding in Hampton Roads.

Respondents who reported they own or are in process of buying their home were asked to answer the question, "Do you have flood insurance?" It may not be surprising that with only 28.4 percent reporting that recurrent flooding is a problem in their neighborhood, only 37.4 percent of homeowners reported having flood insurance. The majority of respondents (54.3%) claimed not to have flood insurance and another 8.3 percent did not know if they had flood insurance. Of those that reported having flood insurance, 74 percent indicated that they have a FEMA approved National Flood Insurance Policy (NFIP) and 24.2 percent said they did not know if they have a NFIP. Of those respondents who reported either not having FEMA approved NFIP or not knowing if they had FEMA approved NFIP, 22.7 percent said they pay a distinct insurance premium for flood insurance beyond what they pay for regular insurance, and 41.2 percent said they did not know if they pay a distinct insurance premium for flood insurance beyond what they pay for re

Respondents gave very similar answers last year as they did in 2015 as to whether or not they have flood insurance. In 2014, 34.8 percent of respondents reported having flood insurance compared to 37.4 percent in 2015. Additionally, 58 percent of respondents reported not having flood insurance in 2014, while 54.3 percent reported not having flood insurance in 2015.







Respondents were asked how they seek out information about flooded roads and the three most common responses were local news programs (60.7%), word of mouth (27.6%), and their social media network (23.6%). Additional responses given were weather information sources (19.5%), text message alerts (16.9%), and navigation tools/applications (11.6%). Another 15.4 percent of respondents said they do not seek out information about flooded roads.

---

All Life in Hampton Roads Data Analyses will be placed on the Social Science Research Center website as they are released (