

## **Life in Hampton Roads Survey Press Release #2**

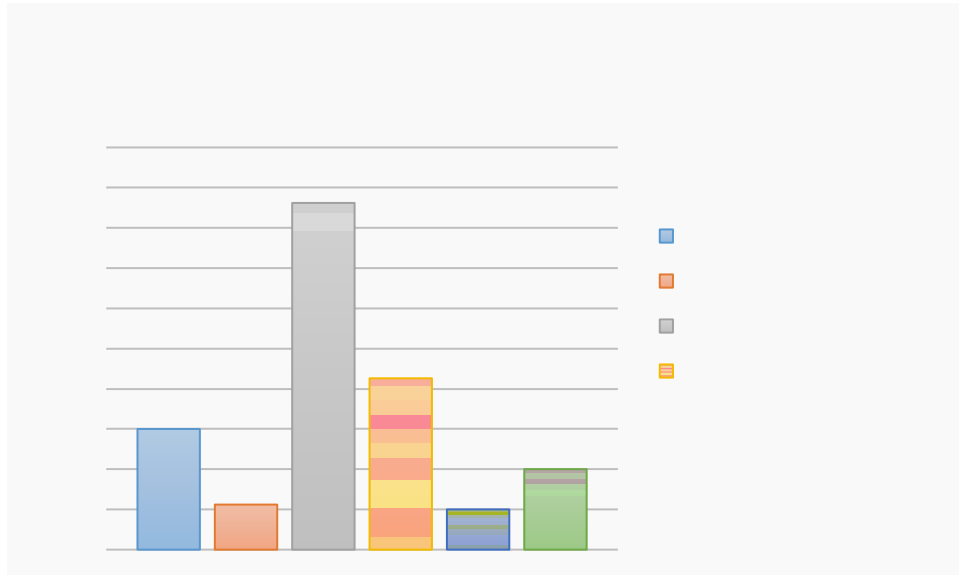
### **Politics, Social Issues, and Perception of the Police**

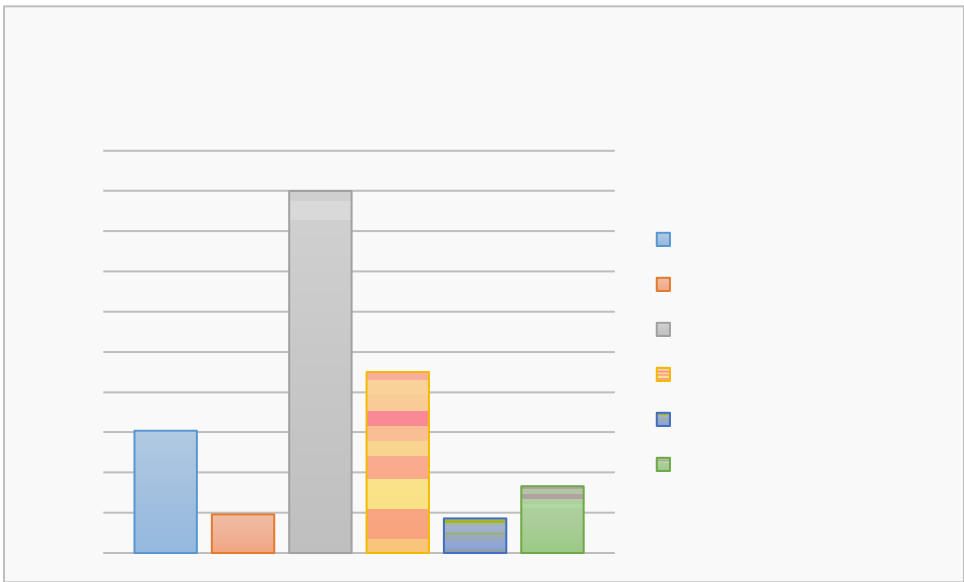


This report examines regional perceptions of political figures and political affiliation from the 2018 Life In Hampton Roads survey (LIHR 2018) conducted by the Old Dominion University Social Science Research Center. Data from prior years is also provided when available to show comparisons in responses over time. Responses were weighted by city population, race, age, gender, and phone usage (cell versus land-



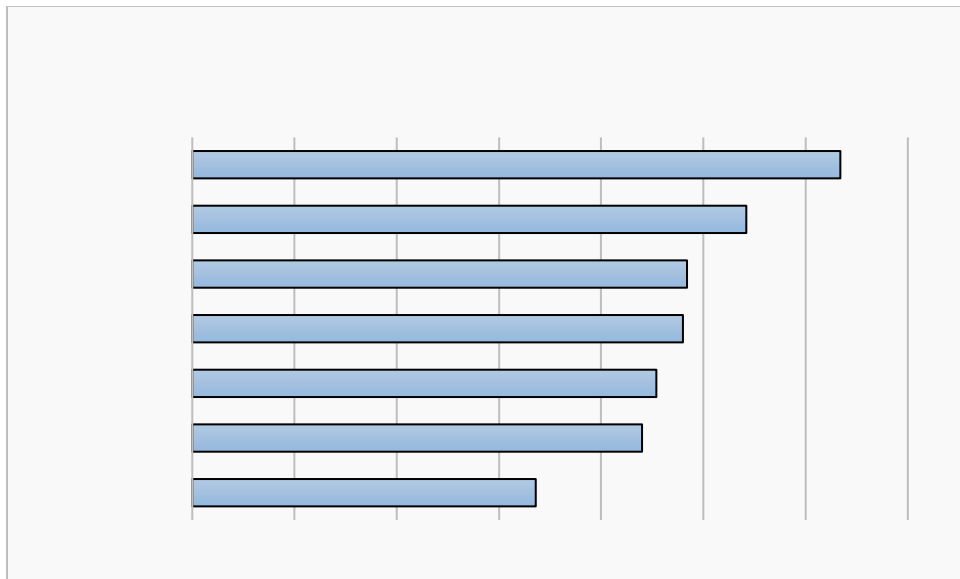
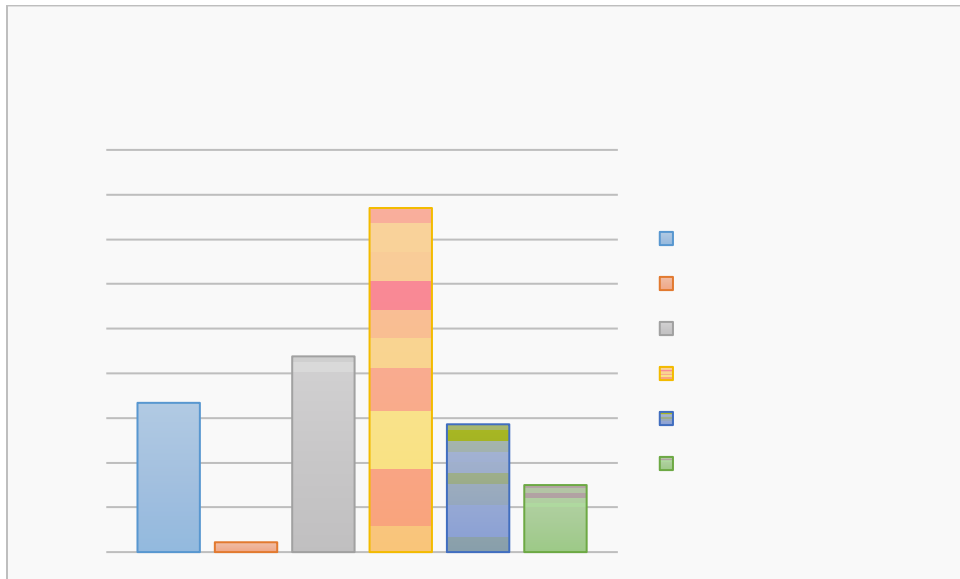


Respondents were asked to give their opinion of the ethical standards of elected officials at both the city and state level. Almost half of respondents either agreed or strongly agreed that elected officials in their city (48.7%) and in Virginia state government (49.8%) have high ethical standards. Suffolk had the highest percentage of respondents who agreed or strongly agreed that elected officials in their city have high ethical standards (67.6%) and Portsmouth had the lowest percentage (31.8%).

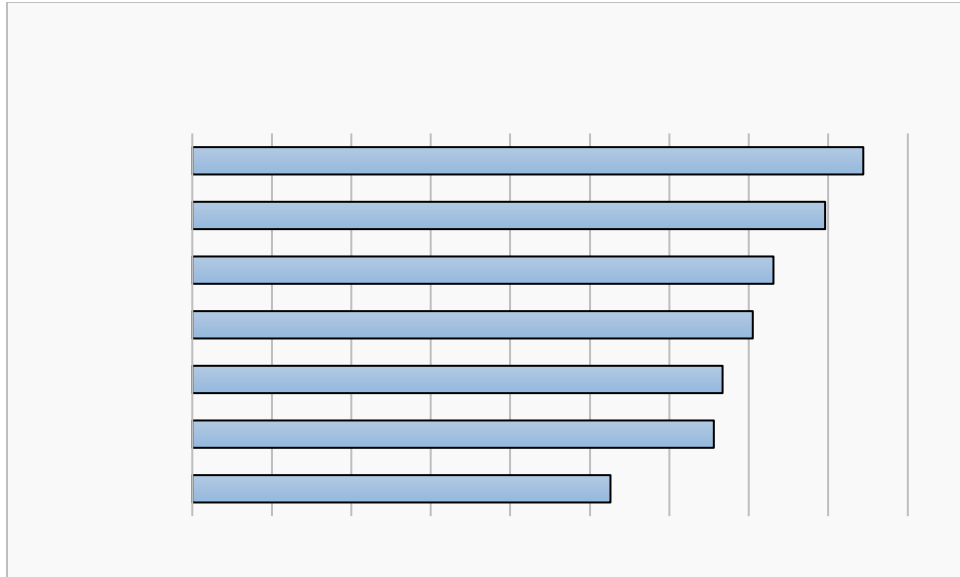




Additionally, respondents were asked if they feel that members of Congress have high ethical standards. Less than one-quarter of respondents (23.0%) either agreed or strongly agreed that members of Congress have high ethical standards. Across all of the seven cities, respondents tended to agree that members of Congress do not have high ethical standards. Chesapeake saw the largest percentage of respondents agreeing or strongly agreeing that members of Congress have high ethical standards, however, this was less than one-third.



The majority of those interviewed in the 2018 Life in Hampton Roads survey (61.6%) said they believe that the cities and counties that make up Hampton Roads compete against each other to further their own interests. Conversely, only 27.2 percent feel that cities and counties in Hampton Roads cooperate to improve the region. Beliefs about competition between cities varied significantly across the cities of Hampton Roads. Even in Newport News where residents reported the most cooperation, over half (52.6%) believed the cities competed against each other. Suffolk and Virginia Beach reported



### Perceptions of Local Police

Respondents were asked how satisfied they were with the local police in general. The majority of respondents reported being somewhat satisfied (43.6%) and very satisfied (34.8%). Only 11.7 percent reported being somewhat dissatisfied and 7.5 percent reported being very dissatisfied with the local police. Additionally, 2.4 percent either did not know or refused to answer. Similarly, the majority of respondents either somewhat trust the police (43.0%) or trust the police a great deal (38.1%). Another 10.2 percent do not trust the police at all and 7.4 percent do not trust the police much.



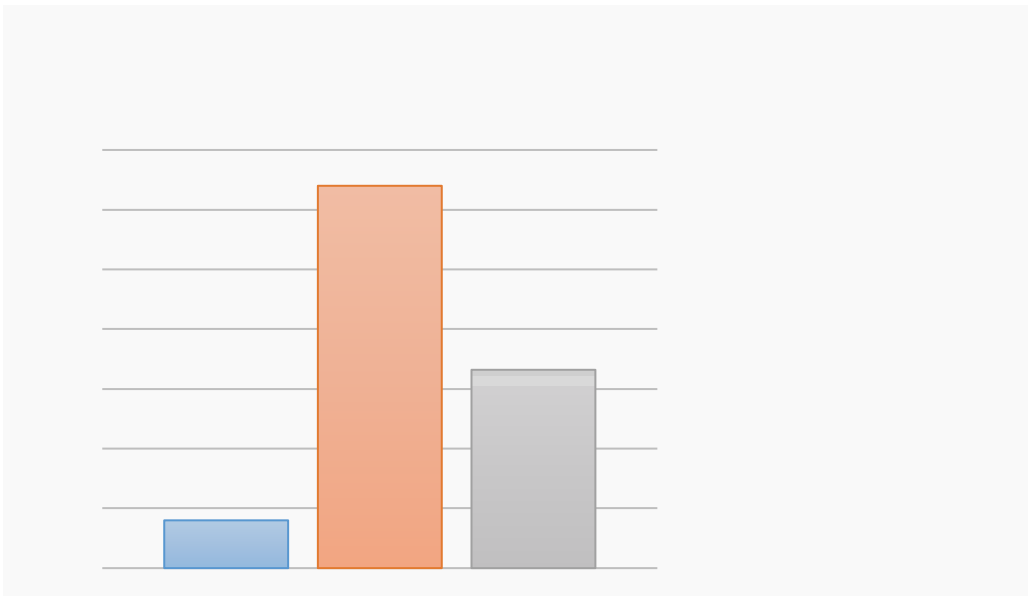
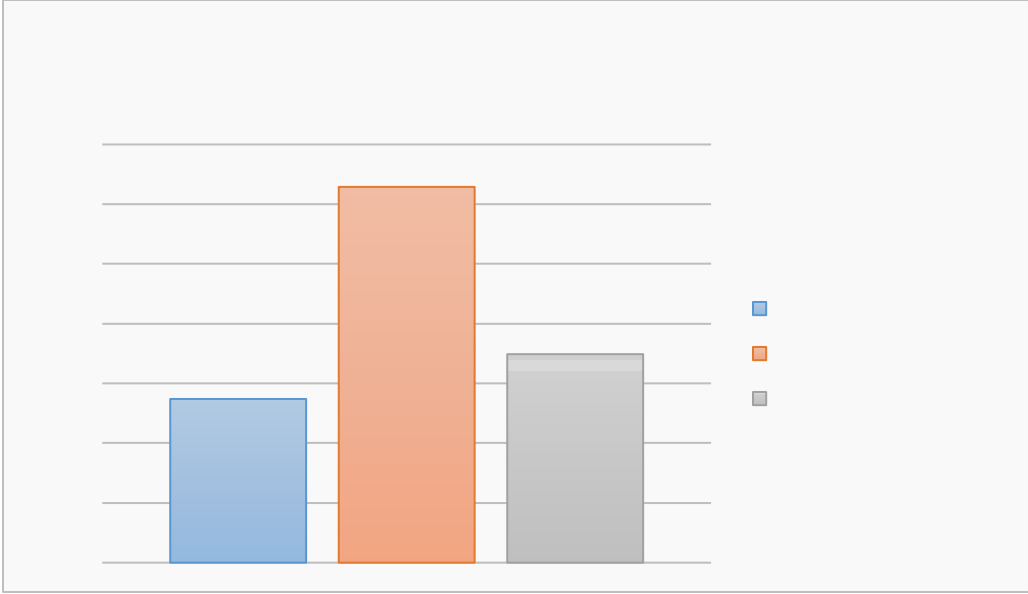




## **Confederate Monuments**

Due to the controversial nature of the confederate soldier monuments in other parts of the country and locally, the 2018 Life in Hampton Roads survey aimed to identify what residents thought should be





Only about half of respondents feel that local and state elected officials have high ethical

---

All Life in Hampton Roads Data Analyses will be placed on the Social Science Research Center website as they are released ([\\_\\_\\_\\_\\_](#)). Follow-up questions about the 2018 Life in Hampton Roads survey should be addressed to:

Randy Gainey, PhD  
Faculty Director  
The Social Science Research Center  
Professor of Sociology and Criminal Justice  
Old Dominion University  
757-683-4794 (office)  
[rgainey@odu.edu](mailto:rgainey@odu.edu)

Or

Tancy Vandecar-Burdin, PhD  
Associate Director  
The Social Science Research Center  
Old Dominion University  
757-683-3802 (office)  
[tvandeca@odu.edu](mailto:tvandeca@odu.edu)