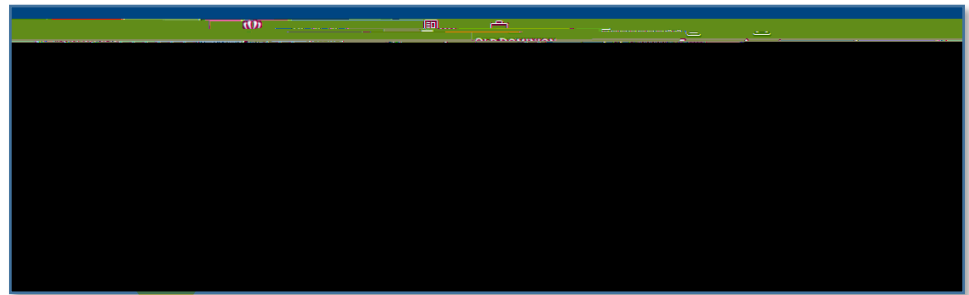


Forms: Enable Authentication

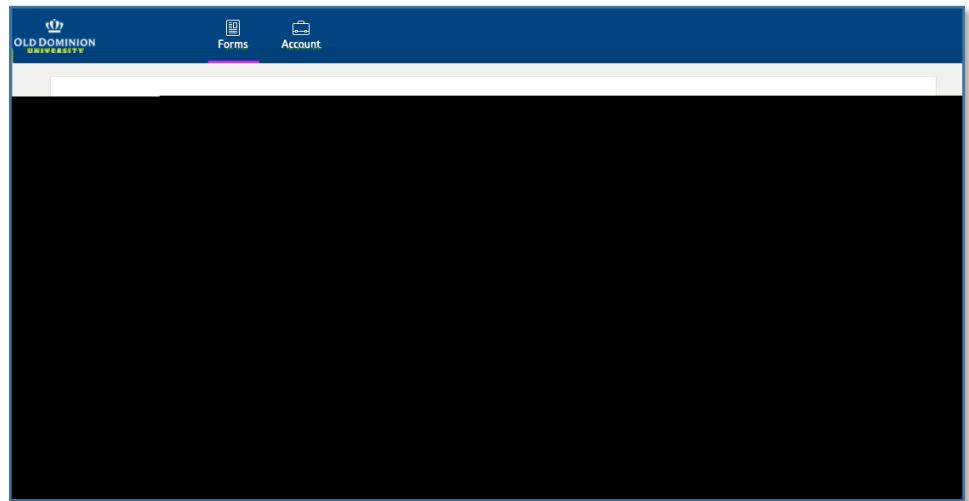
1. Log in to the Forms application. [Click here](#) to learn more about the Forms application.

1. Click on the [Forms](#) link in the top navigation bar.

2. Click on the **Edit** link in the top right corner of the page.




3. Click on **Form Properties** and then **show more options**.



Information Technology Services

www.odu.edu/its

 (757) 683-3192

 itshelp@odu.edu

 1100 Monarch Hall

 [oduits](https://www.facebook.com/oduits)  [odu_its](https://twitter.com/odu_its)

Enable Authentication,

