

**Information
Technology
Services**

www.odu.edu/its

(757) 683-3192

 itshelp@odu.edu

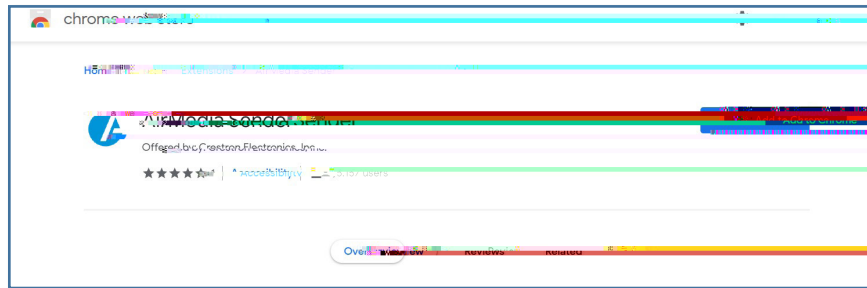
1100 Monarch Hall

 [oduits](#) [odu_its](#)

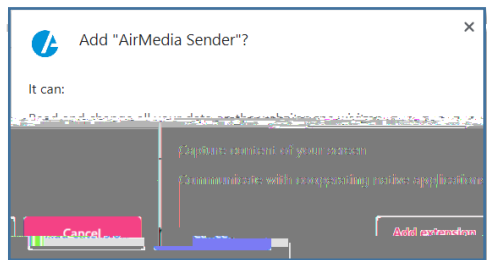



Chromebook

1. Install **AirMedia Sender**, found in the [Chrome web store](#).
2. Click **Add to Chrome**.



3. Click **Add extension**.

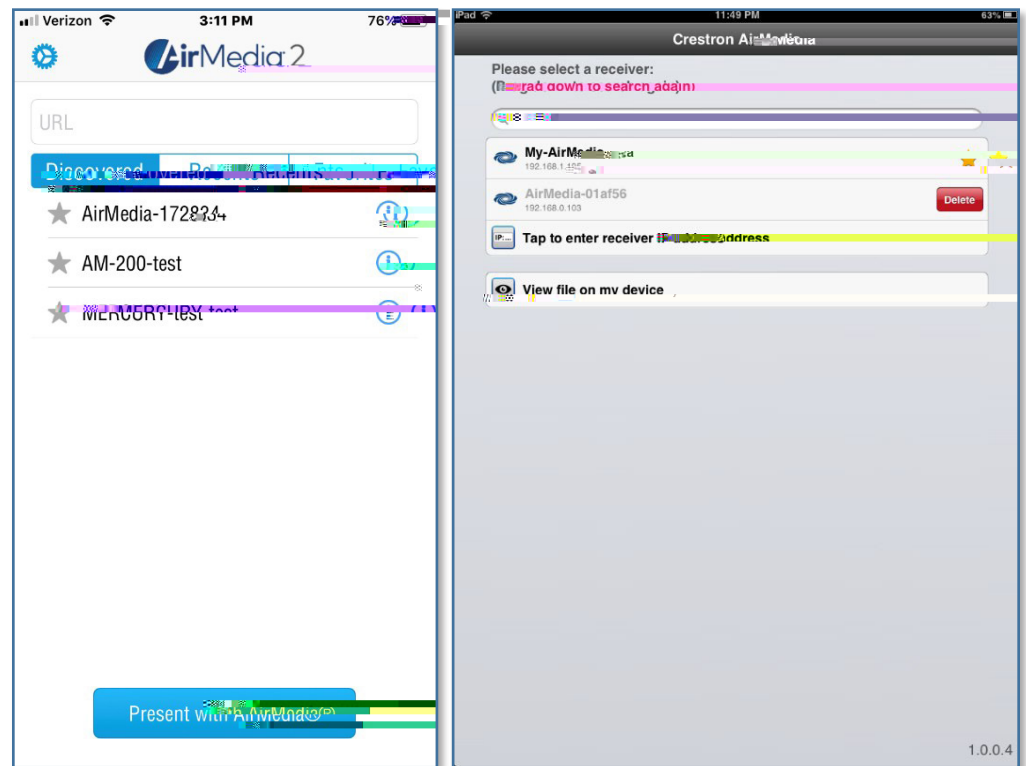


4. From the Chrome browser, click the **AirMedia** icon  (top right corner).
5. Enter the **IP Address or Hostname** of the AirMedia receiver.
Select **Present current tab**

AirMedia Mobile Apps

Find AirMedia in Apple's [app store](#) (iOS) or [Google Play](#) (Android).

1. Launch AirMedia to see a list of discovered receivers. Choose the device you'd like to connect to (or enter the URL if you know it). Once you connect to a device, it is saved so you can find it easily next time you connect.



A M A A M AM-100 A

2. iOS only: The app uses the built-in iOS device mirroring feature. When you click the

