

!"#\$%&'\$( \*\$+\$, &-.&/01\$23-43536\$7)89: ;

!

-+, A&, OSL")\$(16\$36'62)71\$- "+, A2(&" , \$"E6)2(&" , '\$&' \$WW/dY\$"L\$ (" (2D&&, A&)67(\$7"' (\$)67"86)&6'\$L")\$(16\$7+)6, (\$  
)6E")(&, O\$E6)&" A/\$\$@, A&)67(\$7"' (\$)67"86)&6'\$L)". \$2D&&' "+" )76'\$A67)62'6A\$[ I I ; I Z d\$ L ")\$(16\$' &5F. " , (1\$E6)&" A\$6, A&, O\$  
%676. \*6)



**OLD DOMINION UNIVERSITY RESEARCH FOUNDATION**  
**INDIRECT COST ALLOCATION REPORT**  
**COMBINED SUMMARY OF TRADITIONAL, NON-TRADITIONAL AND AFFILIATED ALLOCATION METHODS**

**SCHEDULE OF DIRECT AND INDIRECT COST RECOVERIES, AND RECOVERY RATES**  
**SIX MONTH PERIOD ENDING 12/31/2022**

| PERIOD                                  | SIX-MONTH TOTAL<br>12/31/2022 |            |      | TRADITIONAL<br>ALLOCATION |            |      | NON-TRADITIONAL<br>ALLOCATION |           |      | AFFILIATED<br>ALLOCATION |           |      |
|---|-------------------------------|------------|------|---------------------------|------------|------|-------------------------------|-----------|------|--------------------------|-----------|------|
| DIRECT COST RECOVERIES                  |                               |            |      |                           |            |      |                               |           |      |                          |           |      |
| INDIRECT COST RECOVERIES                |                               |            |      |                           |            |      |                               |           |      |                          |           |      |
| TOTAL RECOVERIES                        | \$                            | 29,623,798 | 100% | \$                        | 19,005,758 | 100% | \$                            | 8,425,730 | 100% | \$                       | 2,192,309 | 100% |
| INDIRECT COST RECOVERIES AND ALLOCATION |                               |            |      |                           |            |      |                               |           |      |                          |           |      |
| INDIRECT COST RECOVERIES:               |                               |            |      |                           |            |      |                               |           |      |                          |           |      |
| TOTAL INDIRECT COST RECOVERIES          | \$                            | 4,822,272  | 100% | \$                        | 3,307,516  | 100% | \$                            | 1,384,377 | 100% | \$                       | 130,379   | 100% |
|   |                               | 19.44%     |      |                           | 21.07%     |      |                               | 19.66%    |      |                          | 6.32%     |      |
|   |                               | 8.68%      |      |                           | 9.46%      |      |                               | 8.83%     |      |                          | 2.21%     |      |
|   |                               | 10.76%     |      |                           | 11.61%     |      |                               | 10.83%    |      |                          | 4.11%     |      |
| DISTRIBUTION OF IDC RECOVERIES:         |                               |            |      |                           |            |      |                               |           |      |                          |           |      |
| TOTAL DISTRIBUTION                      | \$                            | 4,822,272  | 100% | \$                        | 3,307,516  | 100% | \$                            | 1,384,377 | 100% | \$                       | 130,379   | 100% |

**Old Dominion University Research Foundation**  
**Indirect Cost Allocation Report**  
**For the Six-month Period Ended December 31, 2022**

**Section 1**

**Traditional Allocation Method**

**OLD DOMINION UNIVERSITY RESEARCH FOUNDATION**

**SCHEDULE OF DIRECT AND INDIRECT COST RECOVERIES, AND RECOVERY RATES  
SIX MONTH PERIOD ENDING 12/31/2022 AND PRIOR FISCAL YEAR  
SCHEDULE 1**



**TRADITIONAL ALLOCATION METHOD**

| PERIOD  | 7/1/2022<br>12/31/2022 | 1/1/2022<br>6/30/2022 | 7/1/2021<br>12/31/2021       | TOTAL<br>FY22      |
|---|------------------------|-----------------------|------------------------------|--------------------|
| DIRECT COST RECOVERIES                          |                        |                       |                              |                    |
| INDIRECT COST RECOVERIES                        |                        |                       |                              |                    |
| TOTAL RECOVERIES                                | \$ 19,005,758 100%     | \$ 17,043,261 100%    | \$ 18,261,408 100%           | \$ 35,304,669 100% |
| INDIRECT COST RECOVERIES:                       |                        |                       |                              |                    |
| TOTAL INDIRECT COST RECOVERIES                  | \$ 3,307,516 100%      | \$ 2,871,803 100%     | \$ 3,129,174 100%            | \$ 6,000,977 100%  |
|   | 21.07%                 | 20.26%                | 20.68%                       | 20.48%             |
|   | 9.46%                  | 9.15%                 | 8.96%                        | 9.06%              |
|   | 11.61%                 | 11.11%                | 11.72%                       | 11.42%             |
| DISTRIBUTION OF IDC RECOVERIES:                 | % of Total<br>IDC      | % of Total<br>IDC     | % of Total<br>IDC            | % of Total<br>IDC  |
| TOTAL DISTRIBUTION                              | \$ 3,307,516 100%      | \$ 2,871,803 100%     | \$ 3,129,174 100%            | \$ 6,000,977 100%  |
| UNIVERSITY DISTRIBUTION<br>ADMINISTRATIVE UNITS |                        |                       |                              |                    |
|   | 935,649 27%            | 753,500 27%           | 962,724 30%                  | 1,716,224 30%      |
| ACADEMIC UNITS                                  |                        |                       |                              |                    |
|   |                        |                       | TOTAL IDC DISTRIBUTED TO ODU |                    |
|   |                        |                       |                              |                    |
|   |                        |                       |                              |                    |

**SCHEDULE 2**  
**OLD DOMINION UNIVERSITY RESEARCH FOUNDATION**  
**ALLOCATION TO ACADEMIC UNITS - TRADITIONAL ALLOCATION METHOD**  
**SIX MONTH PERIOD ENDING DECEMBER 31, 2022**

| College | Department | INDIRECT<br>COST<br>RECOVERY |            |    |            |    |            | TOTAL<br>ALLOCATED |
|---------|------------|------------------------------|------------|----|------------|----|------------|--------------------|
|         |            | \$                           | 272,782.80 | \$ | 340,978.50 | \$ | 272,782.80 | \$ 886,544.10      |
|         |            |                              |            |    |            |    |            | \$ 477,369.92      |
|         |            |                              |            |    |            |    |            | \$ 1,363,914.02    |

**SCHEDULE 2  
OLD DOMINION UNIVERSITY RESEARCH FOUNDATION**







PROJECT

IDC

PROJECT



OLD DOMINION UNIVERSITY RESEARCH FOUNDATION

| COLLEGE | SPLIT | PROJECT DEPT # | PRINCIPAL INVESTIGATOR | PROJECT TITLE | PROJECT # | IDC RATE | DIRECT COSTS | INDIRECT COSTS | TOTAL COSTS | EFFECTIVE INDIRECT RATE | ALLOCATION PERCENTAGE | FACULTY ALLOCATION 272,782.80 | DEPARTMENT ALLOCATION 340,978.50 |
|---------|-------|----------------|------------------------|---------------|-----------|----------|--------------|----------------|-------------|-------------------------|-----------------------|-------------------------------|----------------------------------|
|---------|-------|----------------|------------------------|---------------|-----------|----------|--------------|----------------|-------------|-------------------------|-----------------------|-------------------------------|----------------------------------|

OLD DOMINION UNIVERSITY RESEARCH FOUNDATION  
INDIRECT COST REPORT - IDC AD HOC REPORT  
SIX MONTHS ENDED DECEMBER 31, 2022

| COLLEGE   | SPLIT  | PROJECT DEPT # | PRINCIPAL INVESTIGATOR | PROJECT TITLE   | PROJECT #  | IDC RATE | DIRECT COSTS        | INDIRECT COSTS    | TOTAL COSTS         | EFFECTIVE INDIRECT RATE | ALLOCATION PERCENTAGE | FACULTY ALLOCATION 272,782.80 | DEPARTMENT ALLOCATION 340,978.50 |
|---|--------|----------------|------------------------|---|------------|----------|---------------------|-------------------|---------------------|-------------------------|-----------------------|-------------------------------|----------------------------------|
| EDU   | 20.00% | 3047           | DICE, TAMMI            | 2021 GENCYBER   | 300698-010 | 55.00%   | 14,073.12           | 5,612.24          | 19,685.36           | 39.88%                  | 0.17%                 | 462.86                        | 578.58                           |
| EDU   | 5.00%  | 3047           | HARTSFIELD, JAMIE      | BEHAVIORAL HEALTH WORKFORCE EDUCATION AND TRAINING PROGRAM                  | 100912-010 | 8.00%    | 13,229.48           | 89.84             | 13,319.32           | 0.68%                   | 0.00%                 | 7.41                          | 9.26                             |
| EDU   | 5.00%  | 3047           | HARTSFIELD, JAMIE      | BEHAVIORAL HEALTH WORKFORCE EDUCATION AND TRAINING PROGRAM                  | 100912-020 | 8.00%    | 3,703.81            | 94.97             | 3,798.78            | 2.56%                   | 0.00%                 | 7.83                          | 9.79                             |
| EDU   | 14.00% | 3047           | KEMER, GULSAH          | BEHAVIORAL HEALTH WORKFORCE EDUCATION AND TRAINING PROGRAM                  | 100689-040 | 8.00%    | 6,596.47            | 79.72             | 6,676.19            | 1.21%                   | 0.00%                 | 6.57                          | 8.22                             |
| EDU   | 5.00%  | 3047           | MOE, JEFFRY            | OPIOID WORKFORCE EXPANSION PROGRAM - PARAPROFESSIONAL                       | 100819-010 | 8.00%    | 4,196.74            | 95.74             | 4,292.48            | 2.28%                   | 0.00%                 | 7.90                          | 9.87                             |
| EDU   | 24.00% | 3047           | POPE, AMBER            | BEHAVIORAL HEALTH WORKFORCE EDUCATION AND TRAINING PROGRAM                  | 100689-040 | 8.00%    | 11,308.24           | 136.66            | 11,444.90           | 1.21%                   | 0.00%                 | 11.27                         | 14.09                            |
| EDU   | 45.00% | 3047           | REHFUSS, MARK          | BEHAVIORAL HEALTH WORKFORCE EDUCATION AND TRAINING PROGRAM                  | 100689-040 | 8.00%    | 21,202.95           | 256.24            | 21,459.19           | 1.21%                   | 0.01%                 | 21.13                         | 26.42                            |
| EDU   | 35.00% | 3047           | REHFUSS, MARK          | OPIOID WORKFORCE EXPANSION PROGRAM - PARAPROFESSIONAL                       | 100819-010 | 8.00%    | 29,377.19           | 670.17            | 30,047.36           | 2.28%                   | 0.02%                 | 55.27                         | 69.09                            |
| EDU   | 35.00% | 3047           | REHFUSS, MARK          | BEHAVIORAL HEALTH WORKFORCE EDUCATION AND TRAINING PROGRAM                  | 100912-010 | 8.00%    | 92,606.35           | 628.89            | 93,235.24           | 0.68%                   | 0.02%                 | 51.87                         | 64.83                            |
| EDU   | 50.00% | 3047           | REHFUSS, MARK          | BEHAVIORAL HEALTH WORKFORCE EDUCATION AND TRAINING PROGRAM                  | 100912-020 | 8.00%    | 37,038.12           | 949.71            | 37,987.83           | 2.56%                   | 0.03%                 | 78.33                         | 97.91                            |
| EDU   | 5.00%  | 3047           | SAWYER, JASON          | BEHAVIORAL HEALTH WORKFORCE EDUCATION AND TRAINING PROGRAM                  | 100912-010 | 8.00%    | 13,229.48           | 89.84             | 13,319.32           | 0.68%                   | 0.00%                 | 7.41                          | 9.26                             |
| EDU   | 5.00%  | 3047           | SAWYER, JASON          | BEHAVIORAL HEALTH WORKFORCE EDUCATION AND TRAINING PROGRAM                  | 100912-020 | 8.00%    | 3,703.81            | 94.97             | 3,798.78            | 2.56%                   | 0.00%                 | 7.83                          | 9.79                             |
| EDU   | 10.00% | 3047           | SIMMONS, JENNIFER      | OPIOID WORKFORCE EXPANSION PROGRAM - PARAPROFESSIONAL                       | 100819-010 | 8.00%    | 8,393.48            | 191.48            | 8,584.96            | 2.28%                   | 0.01%                 | 15.79                         | 19.74                            |
| EDU   | 5.00%  | 3047           | SIMMONS, JENNIFER      | NURSE EDUCATION, PRACTICE, QUALITY, AND RETENTION-INTERPROF COLLAB PRACTICE | 100857-020 | 8.00%    | 1,011.35            | 80.91             | 1,092.26            | 8.00%                   | 0.00%                 | 6.67                          | 8.34                             |
| EDU   | 15.00% | 3047           | SIMMONS, JENNIFER      | BEHAVIORAL HEALTH WORKFORCE EDUCATION AND TRAINING PROGRAM                  | 100912-010 | 8.00%    | 39,688.43           | 269.53            | 39,957.96           | 0.68%                   | 0.01%                 | 22.23                         | 27.79                            |
| EDU   | 15.00% | 3047           | SIMMONS, JENNIFER      | BEHAVIORAL HEALTH WORKFORCE EDUCATION AND TRAINING PROGRAM                  | 100912-020 | 8.00%    | 11,111.44           | 284.91            | 11,396.35           | 2.56%                   | 0.01%                 | 23.50                         | 29.37                            |
| EDU   | 5.00%  | 3047           | SIMMONS, JENNIFER      | ADVANCED PRACTICE REGISTERED NURSE-MOBILE HEALTH CLINICS                    | 100941-010 | 8.00%    | 3,238.51            | 259.08            | 3,497.59            | 8.00%                   | 0.01%                 | 21.37                         | 26.71                            |
| EDU   | 17.00% | 3047           | SPARKMAN-KEY, NARKETTA | OPIOID WORKFORCE EXPANSION PROGRAM - PARAPROFESSIONAL                       | 100819-010 | 8.00%    | 14,268.92           | 325.51            | 14,594.43           | 2.28%                   | 0.01%                 | 26.85                         | 33.56                            |
| EDU   | 15.00% | 3047           | SPARKMAN-KEY, NARKETTA | BEHAVIORAL HEALTH WORKFORCE EDUCATION AND TRAINING PROGRAM                  | 100912-010 | 8.00%    | 39,688.43           | 269.53            | 39,957.96           | 0.68%                   | 0.01%                 | 22.23                         | 27.79                            |
| EDU   | 10.00% | 3047           | TARVER, SHUNTAY        | OPIOID WORKFORCE EXPANSION PROGRAM - PARAPROFESSIONAL                       | 100819-010 | 8.00%    | 8,393.48            | 191.48            | 8,584.96            | 2.28%                   | 0.01%                 | 15.79                         | 19.74                            |
| EDU   | 5.00%  | 3047           | TARVER, SHUNTAY        | BEHAVIORAL HEALTH WORKFORCE EDUCATION AND TRAINING PROGRAM                  | 100912-010 | 8.00%    | 13,229.48           | 89.84             | 13,319.32           | 0.68%                   | 0.00%                 | 7.41                          | 9.26                             |
| EDU   | 5.00%  | 3047           | TARVER, SHUNTAY        | BEHAVIORAL HEALTH WORKFORCE EDUCATION AND TRAINING PROGRAM                  | 100912-020 | 8.00%    | 3,703.81            | 94.97             | 3,798.78            | 2.56%                   | 0.00%                 | 7.83                          | 9.79                             |
| EDU   | 10.00% | 3047           | WINFIELD, CHANIECE     | OPIOID WORKFORCE EXPANSION PROGRAM - PARAPROFESSIONAL                       | 100819-010 | 8.00%    | 8,393.48            | 191.48            | 8,584.96            | 2.28%                   | 0.01%                 | 15.79                         | 19.74                            |
| EDU   | 5.00%  | 3047           | WINFIELD, CHANIECE     | BEHAVIORAL HEALTH WORKFORCE EDUCATION AND TRAINING PROGRAM                  | 100912-010 | 8.00%    | 13,229.48           | 89.84             | 13,319.32           | 0.68%                   | 0.00%                 | 7.41                          | 9.26                             |
| EDU   | 5.00%  | 3047           | WINFIELD, CHANIECE     | BEHAVIORAL HEALTH WORKFORCE EDUCATION AND TRAINING PROGRAM                  | 100912-020 | 8.00%    | 3,703.81            | 94.97             | 3,798.78            | 2.56%                   | 0.00%                 | 7.83                          | 9.79                             |
| <b>DEPARTMENT OF COUNSELING &amp; HUMAN SERVICES TOTAL</b>          |        |                |                        |   |            |          | <b>482,224.98</b>   | <b>12,035.38</b>  | <b>494,260.36</b>   | <b>2.50%</b>            | <b>0.36%</b>          | <b>992.60</b>                 | <b>1,240.76</b>                  |
| <b>DARDEN COLLEGE OF EDUCATION &amp; PROFESSIONAL STUDIES TOTAL</b> |        |                |                        |   |            |          | <b>4,630,589.79</b> | <b>406,623.56</b> | <b>5,037,213.35</b> | <b>2221.86%</b>         | <b>12.29%</b>         | <b>33,535.74</b>              | <b>41,919.69</b>                 |

OLD DOMINION UNIVERSITY RESEARCH FOUNDATION  
INDIRECT COST REPORT - IDC AD HOC REPORT  
SIX MONTHS ENDED DECEMBER 31, 2022

| COLLEGE   | SPLIT  | PROJECT DEPT # | PRINCIPAL INVESTIGATOR | PROJECT TITLE  | PROJECT #  | IDC RATE | DIRECT COSTS     | INDIRECT COSTS  | TOTAL COSTS      | EFFECTIVE INDIRECT RATE | ALLOCATION PERCENTAGE | FACULTY ALLOCATION 272,782.80 | DEPARTMENT ALLOCATION 340,978.50 |
|---|--------|----------------|------------------------|--|------------|----------|------------------|-----------------|------------------|-------------------------|-----------------------|-------------------------------|----------------------------------|
| <b>BATTEN COLLEGE OF ENGINEERING &amp; TECHNOLOGY</b>             |        |                |                        |  |            |          |                  |                 |                  |                         |                       |                               |                                  |
| <b>DEAN, BATTEN COLLEGE OF ENGINEERING &amp; TECHNOLOGY</b>       |        |                |                        |  |            |          |                  |                 |                  |                         |                       |                               |                                  |
| ENG   | 15.00% | 4051           | LANDAETA, RAFAEL       | PATHWAY TO COMPLETION FOR PURSUING ENGINEERING DEGREES                           | 100708-010 | 55.00%   | 13,854.62        | 2,257.54        | 16,112.16        | 16.29%                  | 0.07%                 | 186.19                        | 232.73                           |
| ENG   | No     | 4051           | LANDAETA, RAFAEL       | VA-NC ALLIANCE MINORITY PARTICIPATION: PHASE III LSAMP YR 5                      | 300447-012 | 32.00%   | 857.05           | 114.26          | 971.31           | 13.33%                  | 0.00%                 | 9.42                          | 11.78                            |
| ENG   | 20.00% | 4051           | STUART, BEN            | PILOT-SCALE BIOMEDICAL AND HYDROTHERMAL IBR FOR PRODUCTION OF FUELS              | 300485-010 | 55.00%   | 5,081.60         | 2,794.88        | 7,876.48         | 55.00%                  | 0.08%                 | 230.50                        | 288.13                           |
| <b>DEAN, BATTEN COLLEGE OF ENGINEERING &amp; TECHNOLOGY TOTAL</b> |        |                |                        |  |            |          | <b>19,793.27</b> | <b>5,166.68</b> | <b>24,959.95</b> | <b>26.10%</b>           | <b>0.16%</b>          | <b>426.11</b>                 | <b>532.64</b>                    |
| <b>DEPARTMENT OF CIVIL &amp; ENVIRONMENTAL ENGINEERING</b>        |        |                |                        |  |            |          |                  |                 |                  |                         |                       |                               |                                  |
| ENG   | 50.00% | 4053           | CETIN, MECIT           | SCC-IRG TRACK 2: SCALABLE MODELING AND ADAPTIVE REAL-TIME TRUST-BASED COMMUNICAT | 100876-010 | 55.00%   | 34,768.49        | 15,164.86       | 49,933.35        | 43.62%                  | 0.45%                 | 1,250.70                      | 1,563.38                         |
| ENG   | 28.00% | 4053           | CETIN, MECIT           | RNS 21-1: IMPROVING SAFETY SERVICE PATROL PERFORMANCE                            | 200351-010 | 26.00%   | 9,362.19         | 2,434.17        | 11,796.36        | 26.00%                  | 0.07%                 | 200.75                        | 250.94                           |
| ENG   | 60.00% | 4053           | CETIN, MECIT           | DEVELOPING A TECH MEMO ON MODELING OF I-66 EXPRESS TOLL LANES                    | 300783-010 | 26.00%   | 1,795.21         | 466.76          | 2,261.97         | 26.00%                  | 0.01%                 | 38.50                         | 48.12                            |
| ENG   | 62.50% | 4053           | CETIN, MECIT           | IMPLEMENTING AND LEVERAGING MACHINE LEARNING AT STATE DEPARTMENTS TRANSPORTATION | 400514-010 | 55.00%   | 24,301.09        | 12,874.04       | 37,175.13        | 52.98%                  | 0.38%                 | 1,061.77                      | 1,327.21                         |
| ENG   | 12.00% | 4053           | ERTEN-UNAL, MUJDE      | ODU BUILDING LEADERS FOR ADVANCING SCIENCE AND TECHNOLOGY 2022                   | 300030-017 | 0.00%    | 3,034.20         | 0.00            | 3,034.20         | 0.00%                   | 0.00%                 | 0.00                          | 0.00                             |
| ENG   | 20.00% | 4053           | ERTEN-UNAL, MUJDE      | LAUNCHING A COASTAL RESILIENCE & ADAPTATION ECONOMY                              | 300674-010 | 55.00%   | 16,487.45        | 9,068.10        | 25,555.55        | 55.00%                  | 0.27%                 | 747.88                        | 934.85                           |
| ENG   | 24.00% | 4053           | ISHAK, SHERIF          | RNS 21-1: IMPROVING SAFETY SERVICE PATROL PERFORMANCE                            | 200351-010 | 26.00%   | 8,024.74         | 2,086.43        | 10,111.17        | 26.00%                  | 0.06%                 | 172.08                        | 215.09                           |
| ENG   | 20.00% | 4053           | ISHAK, SHERIF          | RNS 22-2: FACTORS INFLUENCING PEDESTRIAN DECISIONS TO CROSS MID-BLOCK & POTENTIA | 200366-010 | 26.00%   | 564.07           | 146.66          | 710.73           | 26.00%                  | 0.00%                 | 12.10                         | 15.12                            |
| ENG   | 32.50% | 4053           | ISHAK, SHERIF          | IMPLEMENTING AND LEVERAGING MACHINE LEARNING AT STATE DEPARTMENTS TRANSPORTATION | 400514-010 | 55.00%   | 12,636.57        | 6,694.50        | 19,331.07        | 52.98%                  | 0.20%                 | 552.12                        | 690.15                           |
| ENG   | 50.00% | 4053           | KUMAR, SANDEEP         | RET SITE: TRAINING STEM TEACHERS IN ALTERNATIVE ENERGY RESEARCH                  | 100847-010 | 55.00%   | 14,998.02        | 7,836.95        | 22,834.97        | 52.25%                  | 0.23%                 | 646.34                        | 807.93                           |
| ENG   | No     | 4053           | KUMAR, SANDEEP         | COLLABORATIVE RESEARCH: A NOVEL BIOLOGICAL VALORIZATION OF HYDROTHERMAL LIQUEFAC | 100860-010 | 55.00%   | 78.95            | 43.42           | 122.37           | 55.00%                  | 0.00%                 | 3.58                          | 4.48                             |

PROJECT

IDC

DIRECT

INDIRECT

TOTAL





| COLLEGE | SPLIT | PROJECT<br>DEPT # | PRINCIPAL INVESTIGATOR | PROJECT TITLE | PROJECT # | IDC | DIRECT | INDIRECT | TOTAL | EFFECTIVE | ALLOCATION | FACULTY | DEPARTMENT |
|---------|-------|-------------------|------------------------|---------------|-----------|-----|--------|----------|-------|-----------|------------|---------|------------|
|---------|-------|-------------------|------------------------|---------------|-----------|-----|--------|----------|-------|-----------|------------|---------|------------|



PROJECT

IDC

DIRECT

INDIRECT

TOJE55A94 52.3 LEMC P MCID 139 BD42BT0.008 Te09008 Tw.94-0 0 4.44 5

OLD DOMINION UNIVERSITY RESEARCH FOUNDATION  
INDIRECT COST REPORT - IDC AD HOC REPORT  
SIX MONTHS ENDED DECEMBER 31, 2022

| COLLEGE                           | SPLIT  | PROJECT DEPT # | PRINCIPAL INVESTIGATOR | PROJECT TITLE   | PROJECT #  | IDC RATE | DIRECT COSTS  | INDIRECT COSTS | TOTAL COSTS   | EFFECTIVE INDIRECT RATE | ALLOCATION PERCENTAGE | FACULTY ALLOCATION 272,782.80 | DEPARTMENT ALLOCATION 340,978.50 |
|-----------------------------------|--------|----------------|------------------------|---|------------|----------|---------------|----------------|---------------|-------------------------|-----------------------|-------------------------------|----------------------------------|
| COLLEGE OF SCIENCES               |        |                |                        |   |            |          |               |                |               |                         |                       |                               |                                  |
| DEAN, COLLEGE OF SCIENCES         |        |                |                        |   |            |          |               |                |               |                         |                       |                               |                                  |
| SCI                               | 32.00% | 6080           | FERGUSON, SARAH        | GROWING EDUCATORS OF MATH & SCIENCE: CULTIVATING MATH & SCIENCE TEACHERS SERV | 100954-010 | 55.00%   | 518.54        | 285.20         | 803.74        | 55.00%                  | 0.01%                 | 23.52                         | 29.40                            |
|                                   |        |                |                        |   |            |          | <b>518.54</b> | <b>285.20</b>  | <b>803.74</b> | <b>55.00%</b>           | <b>0.01%</b>          | <b>23.52</b>                  | <b>29.40</b>                     |
| DEPARTMENT OF BIOLOGICAL SCIENCES |        |                |                        |   |            |          |               |                |               |                         |                       |                               |                                  |
| SCI                               | 10.00% | 6081           | BARSHIS, DANIEL        | PIRE: CENTENNIAL GENETIC AND SPECIES TRANSFORMATIONS                          | 100688-010 | 26.00%   | 57,157.55     | 10,173.70      | 67,331.25     | 17.80%                  | 0.30%                 | 839.06                        | 1,048.83                         |











| COLLEGE | SPLIT | PROJECT<br>DEPT # | PRINCIPAL INVESTIGATOR | PROJECT TITLE | PROJECT # | IDC<br>RATE | DIRECT<br>COSTS | INDIRECT<br>COSTS | TOTAL<br>COSTS | EFFECTIVE<br>INDIRECT<br>RATE | ALLOCATION<br>PERCENTAGE | FACULTY<br>ALLOCATION<br>272,782.80 | DEPARTMENT<br>ALLOCATION<br>340,978.50 |
|---------|-------|-------------------|------------------------|---------------|-----------|-------------|-----------------|-------------------|----------------|-------------------------------|--------------------------|-------------------------------------|--|
|---------|-------|-------------------|------------------------|---------------|-----------|-------------|-----------------|-------------------|----------------|-------------------------------|--------------------------|-------------------------------------|--|

| COLLEGE | SPLIT | PROJECT<br>DEPT # | PRINCIPAL INVESTIGATOR | PROJECT TITLE | PROJECT # | IDC<br>RATE | DIRECT | INDIRECT | TOTAL | EFFECTIVE ALLOCATION | FACULTY | DEPARTMENT |
|---------|-------|-------------------|------------------------|---------------|-----------|-------------|--------|----------|-------|----------------------|---------|------------|
|---------|-------|-------------------|------------------------|---------------|-----------|-------------|--------|----------|-------|----------------------|---------|------------|

Old Dominion University Research Foundation  
Indirect Cost Allocation Report  
For the Six-month Period Ended December 31, 2022

Section 2

Non-Traditional and Affiliated Allocations





SCHEDULE 3  
OLD DOMINION UNIVERSITY RESEARCH FOUNDATION  
For the Six-Month Period Ending December 31, 2022

|  |           |        |           |          |          |          |
|--|-----------|--------|-----------|----------|----------|----------|
| SSRP, ENTERPRISE CENTER & AFFORDABLE HOUSING | 20,225.44 | 123.99 | 31,349.43 | 4,995.50 | 1,541.31 | 4,587.18 |
|--|-----------|--------|-----------|----------|----------|----------|



SCHEDULE 3  
OLD DOMINION UNIVERSITY RESEARCH FOUNDATION  
For the Six-Month Period Ending December 31, 2007 (220.7 (1220C Q0.96 552.72 746.1001 4.801 reWB T41.0 1 T0.005 Tc -0.001 Tw.68 -0 0 4.684.32 Tm[F]0.6 (o)073.6 (41.8 (M)-1SSR).:

SCHEDULE 3  
OLD DOMINION UNIVERSITY RESEARCH FOUNDATION  
For the Six-Month Period Ending December 31, 2022



SCHEDULE 3  
OLD DOMINION UNIVERSITY RESEARCH FOUNDATION

SCHEDULE 3  
 OLD DOMINION UNIVERSITY RESEARCH FOUNDATION  
 For the Six-Month Period Ending December 31, 2022

SSRP, ENTERPRISE CENTER & AFFILIATE ACTIVITY

| ACTIVITY / | PRINCIPAL | TITLE | SPLIT | PROJ | HOME |      | DIRECT | SUMMARY FOR NON-TRADITIONAL AND SSRP REPORT |                 |       |          | INDIRECT |
|------------|-----------|-------|-------|------|------|------|--------|---|-----------------|-------|----------|----------|
|            |           |       |       |      | DEPT | RATE |        | LESS:ADJ                                    | MODIFIED DIRECT | OTHER | INDIRECT |          |

SCHEDULE 3  
OLD DOMINION UNIVERSITY RESEARCH FOUNDATION  
For the Six-Month Period Ending December 31, 2022

SSRP, ENTERPRISE CENTER & AFFILIATE ACTIVITY

HOME

SUMMARY FOR NON-TRADITIONAL AND SSRP REPORT

**Old Dominion University Research Foundation**  
**Indirect Cost Allocation Report**  
**For the Six-month Period Ended December 31, 2022**

**Section 3**

**Sponsored Program Expenditures**

| PROJECT<br>NUMBER | SPLIT | SPONSORING AGENCY | PRINCIPAL INVESTIGATOR / PROJECT<br>DIRECTOR | DEPT | PERSONNEL AND<br>FRINGE BENEFITS | SUPPLIES,<br>CONTRACTUAL,<br>GENERAL, &<br>TRAVEL | EQUIPMENT | STIPENDS,<br>SUBCONTRACTS,<br>TUITION, OTHER | TOTAL DIRECT<br>COSTS | REIMBURSED |
|-------------------|-------|-------------------|--|------|----------------------------------|---|-----------|--|-----------------------|------------|
|-------------------|-------|-------------------|--|------|----------------------------------|---|-----------|--|-----------------------|------------|

---

---

---

---

---

---

---

| PROJECT<br>NUMBER | SPLIT | SPONSORING AGENCY | PRINCIPAL INVESTIGATOR / PROJECT<br>DIRECTOR | DEPT | PERSONNEL AND<br>FRINGE BENEFITS | SUPPLIES,<br>CONTRACTUAL,<br>GENERAL, &<br>TRAVEL | EQUIPMENT | STIPENDS,<br>SUBCONTRACTS, |
|-------------------|-------|-------------------|--|------|----------------------------------|---|-----------|----------------------------|
|-------------------|-------|-------------------|--|------|----------------------------------|---|-----------|----------------------------|

OLD DOMINION UNIVERSITY RESEARCH FOUNDATION  
 INDIRECT COST ALLOCATION REPORT  
 SPONSORED PROGRAM EXPENDITURES BY INDIVIDUAL PROJECT

FOR THE SIX MONTH PERIOD ENDED DECEMBER 31, 2022

| PROJECT<br>NUMBER | SPLIT | SPONSORING AGENCY | PRINCIPAL INVESTIGATOR / PROJECT<br>DIRECTOR | DEPT | PERSONNEL AND<br>FRINGE BENEFITS | SUPPLIES,<br>CONTRACTUAL,<br>GENERAL, &<br>TRAVEL | EQUIPMENT | STIPENDS,<br>SUBCONTRACTS,<br>TUITION, OTHER | TOTAL DIRECT<br>COSTS | REIMBURSED<br>INDIRECT COSTS | TOTAL PROJECT<br>COSTS | EFFECTIVE<br>INDIRECT<br>COST RATE | ENTERPRISE<br>CODE |
|-------------------|-------|-------------------|--|------|----------------------------------|---|-----------|--|-----------------------|------------------------------|------------------------|------------------------------------|--------------------|
|-------------------|-------|-------------------|--|------|----------------------------------|---|-----------|--|-----------------------|------------------------------|------------------------|------------------------------------|--------------------|

| PROJECT<br>NUMBER | SPLIT | SPONSORING AGENCY | PRINCIPAL INVESTIGATOR / PROJECT<br>DIRECTOR | DEPT | PERSONNEL AND<br>FRINGE BENEFITS | SUPPLIES,<br>CONTRACTUAL,<br>GENERAL, &<br>TRAVEL | EQUIPMENT | STIPENDS,<br>SUBCONTRACTS,<br>TUITION, OTHER |
|-------------------|-------|-------------------|--|------|----------------------------------|---|-----------|--|
|-------------------|-------|-------------------|--|------|----------------------------------|---|-----------|--|



| PROJECT NUMBER | SPLIT | SPONSORING AGENCY | PRINCIPAL INVESTIGATOR / PROJECT DIRECTOR | DEPT | PERSONNEL AND FRINGE BENEFITS | SUPPLIES, CONTRACTUAL, GENERAL, & TRAVEL | EQUIPMENT | STIPENDS, SUBCONTRACTS, TUITION, OTHER | TOTAL DIRECT COSTS | REIMBURSED INDIRECT COSTS | TOTAL PROJECT COSTS | EFFECTIVE INDIRECT COST RATE | ENTERPRISE CODE |
|----------------|-------|-------------------|---|------|-------------------------------|--|-----------|--|--------------------|---------------------------|---------------------|------------------------------|-----------------|
|----------------|-------|-------------------|---|------|-------------------------------|--|-----------|--|--------------------|---------------------------|---------------------|------------------------------|-----------------|

| PROJECT<br>NUMBER | SPLIT | SPONSORING AGENCY | PRINCIPAL INVESTIGATOR / PROJECT<br>DIRECTOR | DEPT | PERSONNEL AND<br>FRINGE BENEFITS | SUPPLIES,<br>CONTRACTUAL, |
|-------------------|-------|-------------------|--|------|----------------------------------|---------------------------|
|-------------------|-------|-------------------|--|------|----------------------------------|---------------------------|

| PROJECT<br>NUMBER | SPLIT | SPONSORING AGENCY | PRINCIPAL INVESTIGATOR / PROJECT<br>DIRECTOR | DEPT | PERSONNEL AND<br>FRINGE BENEFITS | SUPPLIES,<br>CONTRACTUAL,<br>GENERAL, &<br>TRAVEL | EQUIPMENT | STIPENDS,<br>SUBCONTRACTS,<br>TUITION, OTHER |
|-------------------|-------|-------------------|--|------|----------------------------------|---|-----------|--|
|-------------------|-------|-------------------|--|------|----------------------------------|---|-----------|--|

| PROJECT<br>NUMBER | SPLIT | SPONSORING AGENCY |
|-------------------|-------|-------------------|
|-------------------|-------|-------------------|

PROJECT  
NUMBER SPLIT SPONSORING AGENCY

PRINCIPAL INVESTIGATOR / PROJECT  
DIRECTOR

DEPT PERSONNEL AND  
FRINGE BENEFITS

SUPPLIES.

OLD DOMINION UNIVERSITY RESEARCH FOUNDATION  
 INDIRECT COST ALLOCATION REPORT  
 SPONSORED PROGRAM EXPENDITURES BY INDIVIDUAL PROJECT

FOR THE SIX MONTH PERIOD ENDED DECEMBER 31, 2022

| PROJECT NUMBER | SPLIT  | SPONSORING AGENCY                                 | PRINCIPAL INVESTIGATOR / PROJECT DIRECTOR | DEPT | PERSONNEL AND FRINGE BENEFITS | SUPPLIES, CONTRACTUAL, GENERAL, & TRAVEL | EQUIPMENT | STIPENDS, SUBCONTRACTS, TUITION, OTHER | TOTAL DIRECT COSTS | REIMBURSED INDIRECT COSTS | TOTAL PROJECT COSTS | EFFECTIVE INDIRECT COST RATE | ENTERPRISE CODE |
|----------------|--------|---|---|------|-------------------------------|--|-----------|--|--------------------|---------------------------|---------------------|------------------------------|-----------------|
| 300841-010     | 46.00% | VIRGINIA COMMONWEALTH UNIVERSITY                  | ELSAYED-ALI, HANI                         | 4065 | 0.00                          | 149.34                                   | 0.00      | 0.00                                   | 149.34             | 0.00                      | 149.34              | 0.00%                        | ARC             |
| 400346-048     | No     | JEFFERSON SCIENCE ASSOCIATES, LLC (JEFFERSON LAB) | ELSAYED-ALI, HANI                         | 4054 | 14,507.86                     | 0.00                                     | 0.00      | 0.00                                   | 14,507.86          | 0.00                      | 14,507.86           | 0.00%                        | ARC             |
| 500378-010     | No     | FACE CONSTRUCTION TECHNOLOGIES                    | ELSAYED-ALI, HANI                         | 4054 | 2,524.92                      | 0.00                                     |           |  | 4054               |                           |                     |                              |                 |



| PROJECT<br>NUMBER | SPLIT | SPONSORING AGENCY | PRINCIPAL INVESTIGATOR / PROJECT<br>DIRECTOR | DEPT | PERSONNEL AND<br>FRINGE BENEFITS | SUPPLIES,<br>CONTRACTUAL,<br>GENERAL, &<br>TRAVEL | EQUIPMENT | STIPENDS,<br>SUBCONTRACTS,<br>TUITION, OTHER | TOTAL DIRECT<br>COSTS | REIMBURSED<br>INDIRECT COSTS | TOTAL PROJECT<br>COSTS | EFFECTIVE<br>INDIRECT<br>COST RATE |
|-------------------|-------|-------------------|--|------|----------------------------------|---|-----------|--|-----------------------|------------------------------|------------------------|------------------------------------|
|-------------------|-------|-------------------|--|------|----------------------------------|---|-----------|--|-----------------------|------------------------------|------------------------|------------------------------------|

| PROJECT<br>NUMBER | SPLIT | SPONSORING AGENCY | PRINCIPAL INVESTIGATOR / PROJECT<br>DIRECTOR | DEPT | PERSONNEL AND<br>FRINGE BENEFITS | SUPPLIES,<br>CONTRACTUAL,<br>GENERAL, &<br>TRAVEL | EQUIPMENT | STIPENDS,<br>SUBCONTRACTS,<br>TUITION, OTHER | TOTAL DIRECT<br>COSTS | REIMBURSED<br>INDIRECT COSTS | TOTAL PROJECT<br>COSTS | EFFECTIVE<br>INDIRECT<br>COST RATE | ENTERPRISE<br>CODE |
|-------------------|-------|-------------------|--|------|----------------------------------|---|-----------|--|-----------------------|------------------------------|------------------------|------------------------------------|--------------------|
|-------------------|-------|-------------------|--|------|----------------------------------|---|-----------|--|-----------------------|------------------------------|------------------------|------------------------------------|--------------------|



PROJECT  
NUMBER SPLIT SPONSORING AGENCY

PRINCIPAL INVESTIGATOR / PROJECT  
DIRECTOR

PERSONNEL AND  
DEPT

PROJECT  
NUMBER   SPLIT   SPONSORING AGENCY

PRINCIPAL INVESTIGATOR / PROJECT  
DIRECTOR

PERSONNEL AND  
DEPT

| PROJECT<br>NUMBER | SPLIT | SPONSORING AGENCY |
|-------------------|-------|-------------------|
|-------------------|-------|-------------------|

OLD DOMINION UNIVE

| PROJECT<br>NUMBER | SPLIT | SPONSORING AGENCY | PRINCIPAL INVESTIGATOR / PROJECT<br>DIRECTOR | DEPT | PERSONNEL AND<br>FRINGE BENEFITS | SUPPLIES,<br>CONTRACTUAL,<br>GENERAL, &<br>TRAVEL | EQUIPMENT | STIPENDS,<br>SUBCONTRACTS,<br>TUITION, OTHER | TOTAL DIRECT<br>COSTS | REIMBURSED<br>INDIRECT COSTS | TOTAL PROJECT<br>COSTS | EFFECTIVE<br>INDIRECT<br>COST RATE | ENTERPRISE<br>CODE |
|-------------------|-------|-------------------|--|------|----------------------------------|---|-----------|--|-----------------------|------------------------------|------------------------|------------------------------------|--------------------|
|-------------------|-------|-------------------|--|------|----------------------------------|---|-----------|--|-----------------------|------------------------------|------------------------|------------------------------------|--------------------|

OLD DOMINION UNIVERSITY RESEARCH FOUNDATION  
 INDIRECT COST ALLOCATION REPORT  
 SPONSORED PROGRAM EXPENDITURES BY INDIVIDUAL PROJECT


FOR THE SIX MONTH PERIOD ENDED DECEMBER 31, 2022

| PROJECT<br>NUMBER | SPLIT | SPONSORING AGENCY | PRINCIPAL INVESTIGATOR / PROJECT<br>DIRECTOR | DEPT | PERSONNEL AND<br>FRINGE BENEFITS | SUPPLIES,<br>CONTRACTUAL,<br>GENERAL, &<br>TRAVEL | EQUIPMENT | STIPENDS,<br>SUBCONTRACTS,<br>TUITION, OTHER | TOTAL DIRECT<br>COSTS | REIMBURSED<br>INDIRECT COSTS | TOTAL PROJECT<br>COSTS | EFFECTIVE<br>INDIRECT<br>COST RATE | ENTERPRISE<br>CODE |
|-------------------|-------|-------------------|--|------|----------------------------------|---|-----------|--|-----------------------|------------------------------|------------------------|------------------------------------|--------------------|
|-------------------|-------|-------------------|--|------|----------------------------------|---|-----------|--|-----------------------|------------------------------|------------------------|------------------------------------|--------------------|

OLD DOMINION UNIVERSITY RESEARCH FOUNDATION  
 INDIRECT COST ALLOCATION REPORT  
 SPONSORED PROGRAM EXPENDITURES BY INDIVIDUAL PROJECT

FOR THE SIX MONTH PERIOD ENDED DECEMBER 31, 2022

| PROJECT NUMBER | SPLIT  | SPONSORING AGENCY      | PRINCIPAL INVESTIGATOR / PROJECT DIRECTOR | DEPT | PERSONNEL AND FRINGE BENEFITS | SUPPLIES, CONTRACTUAL, GENERAL, & TRAVEL | EQUIPMENT | STIPENDS, SUBCONTRACTS, TUITION, OTHER | TOTAL DIRECT COSTS | REIMBURSED INDIRECT COSTS | TOTAL PROJECT COSTS | EFFECTIVE INDIRECT COST RATE | ENTERPRISE CODE |
|----------------|--------|------------------------|---|------|-------------------------------|--|-----------|--|--------------------|---------------------------|---------------------|------------------------------|-----------------|
| 300712-010     | 50.00% | CORNELL UNIVERSITY     | KLINCK, JOHN                              | 6086 | 3,594.44                      | 0.00                                     | 0.00      | 0.00                                   | 3,594.44           | 1,976.94                  | 5,571.38            | 55.00%                       | TRAD            |
| 300741-010     | 0.00%  | UNIVERSITY OF DELAWARE | KLINCK, JOHN                              | 6086 | 0.00                          | 0.00                                     | 0.00      | 0.00                                   |                    |                           |                     |                              |                 |



OLD DOMINION UNIVERSITY RESEARCH FOUNDATION  
INDIRECT COST ALLOCATION REPORT  
SPONSORED PROGRAM EXPENDITURES BY INDIVIDUAL PROJECT

FOR THE SIX MONTH PERIOD ENDED DECEMBER 31, 2022

| PROJECT NUMBER | SPLIT  | SPONSORING AGENCY                                 | PRINCIPAL INVESTIGATOR / PROJECT DIRECTOR | DEPT | PERSONNEL AND FRINGE BENEFITS | SUPPLIES, CONTRACTUAL, GENERAL, & TRAVEL | EQUIPMENT | STIPENDS, SUBCONTRACTS, TUITION, OTHER | TOTAL DIRECT COSTS | REIMBURSED INDIRECT COSTS | TOTAL PROJECT COSTS | EFFECTIVE INDIRECT COST RATE | ENTERPRISE CODE |
|----------------|--------|---|---|------|-------------------------------|--|-----------|--|--------------------|---------------------------|---------------------|------------------------------|-----------------|
| 100711-010     | 75.00% | U.S. DEPARTMENT OF ENERGY                         | DELAYEN, JEAN                             | 6090 | 0.00                          | 6,232.59                                 | 0.00      | 0.00                                   | 6,232.59           | 1,620.47                  | 7,853.06            | 26.00%                       | TRAD            |
| 100843-010     | No     | FERMI NATIONAL ACCELERATOR LABORATORY             | DELAYEN, JEAN                             | 6090 | 49,880.24                     | 3,895.64                                 | 0.00      | 0.00                                   | 53,775.88          | 13,981.73                 | 67,757.61           | 26.00%                       | TRAD            |
| 300442-010     | 50.00% | TEMPLE UNIVERSITY                                 | DELAYEN, JEAN                             | 6090 | 760.49                        | 866.04                                   | 0.00      | 121.15                                 | 1,747.68           | 894.59                    | 2,642.27            | 51.19%                       | TRAD            |
| 300714-010     | 40.00% | OLD DOMINION UNIVERSITY                           | DELAYEN, JEAN                             | 6090 | 8,109.87                      | 0.00                                     | 0.00      | 10,791.16                              | 18,901.03          | 4,460.43                  | 23,361.46           | 23.60%                       | TRAD            |
| 400343-010     | No     | SOUTHERN UNIVERSITIES RESEARCH ASSOC (SURA)       | DELAYEN, JEAN                             | 6090 | 2,018.09                      | 9,834.72                                 | 0.00      | 0.00                                   | 11,852.81          | 6,519.05                  | 18,371.86           | 55.00%                       | TRAD            |
| 400346-034     | No     | JEFFERSON SCIENCE ASSOCIATES, LLC (JEFFERSON LAB) | DELAYEN, JEAN                             | 6090 | 9,003.44                      | 0.00                                     | 0.00      | 0.00                                   | 9,003.44           | 0.00                      | 9,003.44            | 0.00%                        | TRAD            |
| 400346-035     | No     | JEFFERSON SCIENCE ASSOCIATES, LLC (JEFFERSON LAB) | DELAYEN, JEAN                             | 6090 | 9,866.87                      | 0.00                                     | 0.00      | 0.00                                   | 9,866.87           | 0.00                      | 9,866.87            | 0.00%                        | TRAD            |
| 400346-037     | No     | JEFFERSON SCIENCE ASSOCIATES, LLC (JEFFERSON LAB) | DELAYEN, JEAN                             | 6090 | 10,880.83                     | 0.00                                     | 0.00      | 0.00                                   | 10,880.83          | 0.00                      | 10,880.83           | 0.00%                        | TRAD            |
| 400452-010     | No     | JEFFERSON SCIENCE ASSOCIATES, LLC (JEFFERSON LAB) | DELAYEN, JEAN                             | 6090 | 69,800.07                     | 0.00                                     | 0.00      | 0.00                                   | 69,800.07          | 38,390.04                 | 108,190.11          | 55.00%                       | TRAD            |
| 300669-012     | No     | OLD DOMINION UNIVERSITY                           | GRAU, MATTHEW                             | 6090 | 4,115.42                      | 0.00                                     | 0.00      | 0.00                                   | 4,115.42           | 0.00                      | 4,115.42            | 0.00%                        | TRAD            |
| 400468-011     | 50.00% | JEFFERSON SCIENCE ASSOCIATES, LLC (JEFFERSON LAB) | GRAU, MATTHEW                             | 6090 | 9,687.23                      | 0.00                                     | 0.00      | 0.00                                   | 9,687.23           | 5,812.34                  | 15,499.57           | 60.00%                       | TRAD            |
| 100387-020     | 50.00% | U.S. DEPARTMENT OF ENERGY                         | GUREVICH, ALEXANDER                       | 6090 | 30,200.36                     | 2,824.68                                 | 0.00      | 58,230.55                              | 91,255.59          |                           |                     |                              |                 |

PROJECT  
NUMBER   SPLIT   SPONSORING AGENCY

PRINCIPAL INVESTIGATOR / PROJECT  
DIRECTOR

PERSONNEL AND  
DEPT



OLD DOMINION UNIVERSITY RESEARCH FOUNDATION  
 INDIRECT COST ALLOCATION REPORT  
 SPONSORED PROGRAM EXPENDITURES BY INDIVIDUAL PROJECT

FOR THE SIX MONTH PERIOD ENDED DECEMBER 31, 2022

| PROJECT<br>NUMBER | SPLIT | SPONSORING AGENCY | PRINCIPAL INVESTIGATOR / PROJECT<br>DIRECTOR | DEPT | PERSONNEL AND<br>FRINGE BENEFITS | SUPPLIES,<br>CONTRACTUAL,<br>GENERAL, &<br>TRAVEL | EQUIPMENT | STIPENDS,<br>SUBCONTRACTS,<br>TUITION, OTHER | TOTAL DIRECT<br>COSTS | REIMBURSED<br>INDIRECT COSTS | TOTAL PROJECT<br>COSTS | EFFECTIVE<br>INDIRECT<br>COST RATE | ENTERPRISE<br>CODE |
|-------------------|-------|-------------------|--|------|----------------------------------|---|-----------|--|-----------------------|------------------------------|------------------------|------------------------------------|--------------------|
|-------------------|-------|-------------------|--|------|----------------------------------|---|-----------|--|-----------------------|------------------------------|------------------------|------------------------------------|--------------------|

PROJECT  
NUMBER   SPLIT   SPONSORING AGENCY



PRINCIPAL INVESTIGATOR / PROJECT  
DIRECTOR

PERSONNEL AND  
DEPT

OLD DOMINION UNIVERSITY RESEARCH FOUNDATION  
 INDIRECT COST ALLOCATION REPORT  
 SPONSORED PROGRAM EXPENDITURES BY INDIVIDUAL PROJECT

FOR THE SIX MONTH PERIOD ENDED DECEMBER 31, 2022

| PROJECT NUMBER | SPLIT | SPONSORING AGENCY | PRINCIPAL INVESTIGATOR / PROJECT DIRECTOR | DEPT | PERSONNEL AND FRINGE BENEFITS | SUPPLIES, CONTRACTUAL, GENERAL, & TRAVEL | EQUIPMENT | STIPENDS, SUBCONTRACTS, TUITION, OTHER | TOTAL DIRECT COSTS | REIMBURSED INDIRECT COSTS | TOTAL PROJECT COSTS | EFFECTIVE INDIRECT COST RATE | ENTERPRISE CODE |
|----------------|-------|-------------------|---|------|-------------------------------|--|-----------|--|--------------------|---------------------------|---------------------|------------------------------|-----------------|
|----------------|-------|-------------------|---|------|-------------------------------|--|-----------|--|--------------------|---------------------------|---------------------|------------------------------|-----------------|



PROJECT  
NUMBER   SPLIT   SPONSORING AGENCY

PRINCIPAL INVESTIGATOR / PROJECT  
DIRECTOR

PROJECT  
NUMBER   SPLIT   SPONSORING AGENCY

PRINCIPAL INVESTIGATOR / PROJECT  
DIRECTOR

PERSONNEL AND  
DEPT

| PROJECT<br>NUMBER | SPLIT | SPONSORING AGENCY |
|-------------------|-------|-------------------|
|-------------------|-------|-------------------|

OLD DOMINION UNIVERSITY RESEARCH FOUNDATION  
 INDIRECT COST ALLOCATION REPORT  
 SPONSORED PROGRAM EXPENDITURES BY INDIVIDUAL PROH3.6 (D)-3.4 (RT)JTJ ET EMC U4 ( F)4RPRIRT

| PROJECT<br>NUMBER | SPLIT | SPONSORING AGENCY | PRINCIPAL INVESTIGATOR / PROJECT<br>DIRECTOR | DEPT | PERSONNEL AND<br>FRINGE BENEFITS | SUPPLIES,<br>CONTRACTUAL,<br>GENERAL, &<br>TRAVEL | EQUIPMENT | STIPENDS,<br>SUBCONTRACTS,<br>TUITION, OTHER | TOTAL DIRECT<br>COSTS | REIMBURSED<br>INDIRECT COSTS | TOTAL PROJECT<br>COSTS | EFFECTIVE<br>INDIRECT<br>COST RATE | ENTERPRISE<br>CODE |
|-------------------|-------|-------------------|--|------|----------------------------------|---|-----------|--|-----------------------|------------------------------|------------------------|------------------------------------|--------------------|
|-------------------|-------|-------------------|--|------|----------------------------------|---|-----------|--|-----------------------|------------------------------|------------------------|------------------------------------|--------------------|

OLD DOMINION UNIVERSITY RESEARCH FOUNDATION  
 INDIRECT COST ALLOCATION REPORT  
 SPONSORED PROGRAM EXPENDITURES BY INDIVIDUAL PROJECT

| PROJECT<br>NUMBER | SPLIT | SPONSORING AGENCY | PRINCIPAL INVESTIGATOR / PROJECT<br>DIRECTOR | DEPT | PERSONNEL AND<br>FRINGE BENEFITS | SUPPLIES,<br>CONTRACTUAL,<br>GENERAL, &<br>TRAVEL | EQUIPMENT | STIPENDS,<br>SUBCONTRACTS,<br>TUITION, OTHER | TOTAL DIRECT<br>COSTS | REIMBURSED<br>INDIRECT COSTS | TOTAL PROJECT<br>COSTS | EFFECTIVE<br>INDIRECT<br>COST RATE | ENTERPRISE<br>CODE |
|-------------------|-------|-------------------|--|------|----------------------------------|---|-----------|--|-----------------------|------------------------------|------------------------|------------------------------------|--------------------|
|-------------------|-------|-------------------|--|------|----------------------------------|---|-----------|--|-----------------------|------------------------------|------------------------|------------------------------------|--------------------|