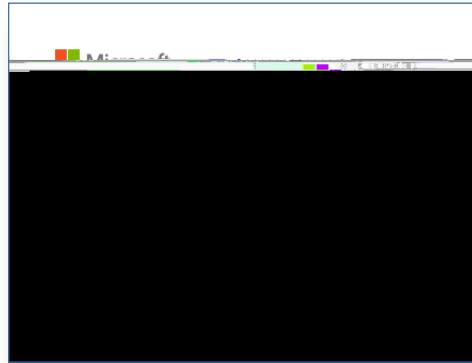
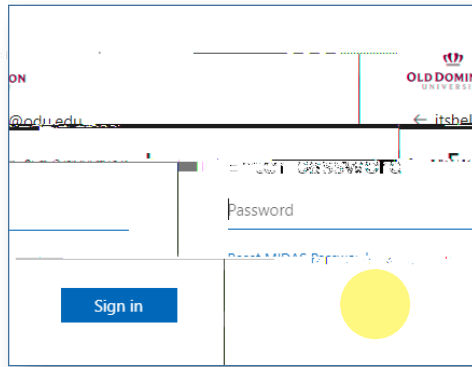


Email: Release Message from Quarantine

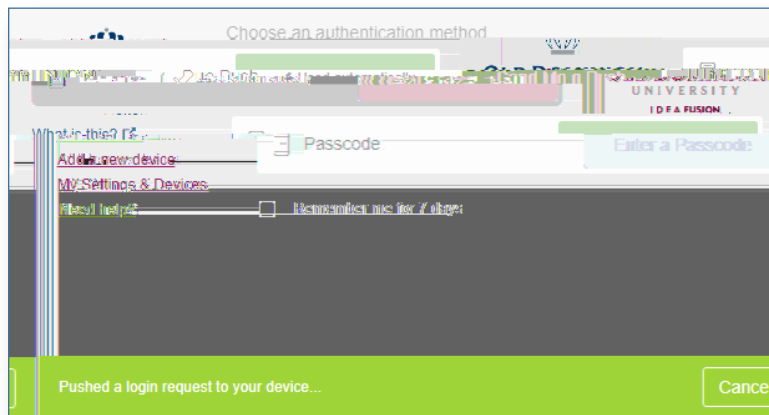
1. Open your email client and click on the link: <https://od.edu/it/helpdesk/itself>
2. Click on **Next.**



3. Enter your MIDA ID and Password and click **Sign in.**



4. After successful login, you will be redirected to the Quarantine Message (DM) page.



5. Click on **Quarantine Message** to view the message.



1. G **Email & collaboration > Review Quarantine.**